

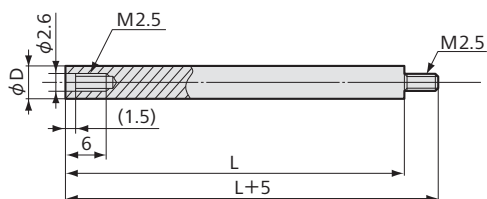
Optional Accessories for Displacement Transducers

Extension Rods

To extend the displacement detection terminal of DTH,DTJ and DTK series.



■ Dimensions



Models	ϕD	L	Applicable Transducers	Transducer Mounting Directions
EB-50	4	50	DTK, DTT/DTS	Downward/Sideways*
EB-100	5	100	DTH, DTJ	Downward/Sideways*
EB-200	6	200	DTH-A-100 DTT/DTS, DTJ	Downward/Sideways
EB-300	6	300	DTT/DTS, DTJ	Sideways (Dial gage upward)

Magnet Base

Widely usable for supporting displacement transducers, etc.

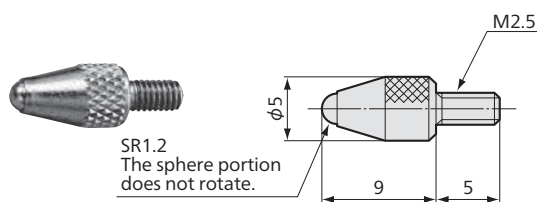


MB-B

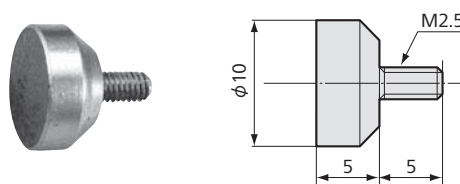
Replacement Probes

Probes for replacement of DTH, DTJ, DT-D, DTK, DTT, and DTS type standard accessory probes (Spherical head probes) that contact the measured surface.

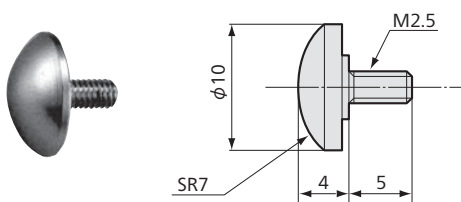
Ballpoint Probe X-1-DT (Standard accessory)



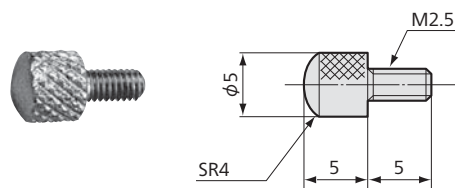
Flat Probe XS-5-DT



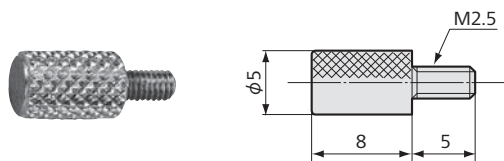
Spheric Probe XS-6-DT



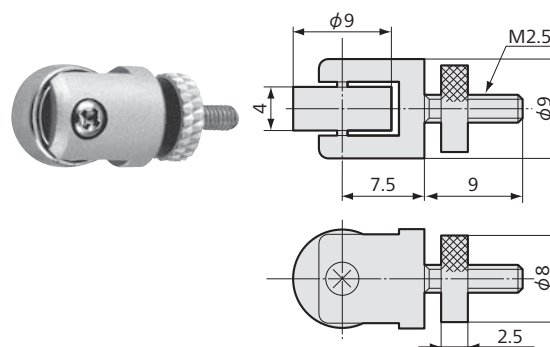
Spheric Probe XS-105-DT



Flat Probe XS-2-DT



Roller-Equipped Probe SH-2-DT



Hook Type Probe H-1-DT

