










Input Adapters/Voltage Input Box

Models	No. of Channels	Sensor Connection Method	Main Measuring Instruments	Main Supplied Accessories
 UI-10A Input adapter for strain gage transducers	4	P12-7	PCD-400A/430A	
 UI-11A Input adapter for strain gages	4	Clamp-type terminals	PCD-400A/430A	
 UI-15A Input adapter with operating levers for strain gages	4	Clamp-type terminals with operating levers	PCD-400A/430A	
 UI-16A One-touch lock type input adapter for strain gages	4	Clamp-type one-touch lock terminals	PCD-400A/430A	
 UI-30A Voltage input adapter	4	BNC connectors	PCD-430A	
 UI-51A Input adapter	4	Soldering	EDX-11A/12A/14A/15A	
 UI-52A One-touch type input adapter	4	One-touch type terminals	EDX-11A/12A/14A/15A	
 UI-55A <small>NEW</small> One-touch type input adapter	4	One-touch type terminals	PCD-400A/430A EDX-11A/14A/15A (For full bridge only)	
 Voltage input box	8	BNC connectors	VI-8A	N-121
			VI-8A-T	N-121 DBS-MOUNT
			VI-8A-C	N-105
			VI-8A-CT	N-105 DBS-MOUNT

*Gages on the opposite arms of the Wheatstone bridge circuit
 ** Strain gage transducers

Measuring Targets							Dimensions Weight (Approx.)
2-wire Quarter Bridge	3-wire Quarter Bridge	Half Bridge	Half Bridge*	Full Bridge	Voltage	Sensors**	
						Yes	
Yes	Yes	Yes		Yes		Yes	
Yes	Yes	Yes		Yes		Yes	
Yes	Yes	Yes		Yes		Yes	
					Yes		
					Yes	Yes	
					Yes	Yes	
Yes	Yes	Yes		Yes		Yes	105(W)×18.5(H)×35(D) mm 90 g
							115(W)×22(H)×61.4(D) mm 230 g

